

**EXCLUSIVE
AUTHORISED AGENTS
FOR RINGFEDER
IN NEW ZEALAND**

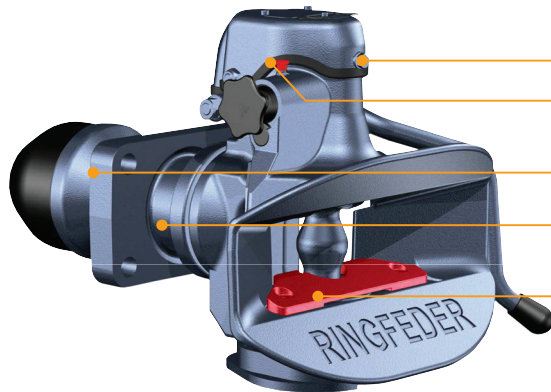


RINGFEDER 5050-B-NZ: OPTIMISED FOR NEW ZEALAND CONDITIONS

Not all couplings are created equal!
RINGFEDER 5050-B-NZ is specifically
designed for the New Zealand market.

Parallel imported Ringfeder couplings do not have these
NZ features designed to enhance durability and
performance & save costs in our demanding local
conditions.

Ask for it by name - RINGFEDER 5050-B-NZ




- Sealed cap to reduce contamination & extend life.
- Easy lubrication above manual safety device to support smooth operation.
- Bar guide that encapsulates rubber springs.
- Encapsulated rubber springs developed for NZ conditions to reduce wear.
- Specially designed wear plate to reduce wear on tow eye.

THE RINGFEDER NZ COUPLING FAMILY

5050-B-NZ

For Heavy Duty transport with
50mm drawbar eye. Manufactured
specifically for NZ conditions.


- D-Value: 200 kN
- Dc-Value: 135 kN
- V-Value: 75/63 kN
- Adm. Supporting Load: 1000 / 2000 kg
- Flange Size: 160 x 100
- Repair Kit: 14 99 1632



5055NZ

For Heavy Duty transport with
50mm drawbar eye. Proven in NZ
conditions.


- D-Value: 200 kN
- Dc-Value: 135 kN
- V-Value: 75/63 kN
- Adm. Supporting Load: 1000 / 2000 kg
- Flange Size: 160 x 100
- Repair Kit: 14 99 1237



2020G

For Light Commercial applications
with 40mm drawbar eye. Proven
in NZ conditions.


- D-Value: 30 kN
- Dc-Value: 30 kN
- V-Value: 18 kg
- Adm. Supporting Load: 350 kg
- Flange Size: 23 x 56



4040G150B

For Heavy Duty transport with
40mm drawbar eye. Proven in NZ
conditions.

- D-Value: 137 kN
- Dc-Value: 92 kN
- V-Value: 40 kg
- Adm. Supporting Load: 1000 kg
- Flange Size: 160 x 100
- Repair Kit: 14 99 1328



Talk to your local Gough Transpecs or Gough TWL team member to find out more.