

THE LIGHTEST JUST GOT LIGHTER.



EDBRO TIPPING HOISTS: LIGHTER. FASTER. STRONGER.

Edbro

THE LIGHTEST JUST GOT LIGHTER ...

EDBRO'S RANGE OF CYLINDERS FOR FRONT END TRUCK AND TRAILER APPLICATIONS IS ALREADY PROVEN TO BE THE LIGHTEST PRODUCT OF ITS KIND ON THE MARKET.

To maintain its position as industry leader, Edbro continues to invest heavily in product R&D and advanced manufacturing processes.

TESTING FOR LIGHTWEIGHT DESIGN

The latest developments in the CS range deliver an average weight saving of 5kgs.


Designs are tested at Edbro's in-house test facility including a full scale buckling test rig.

A range of new light weight brackets has been developed and tested using latest FEA techniques. The brackets offer a 20% weight saving compared to existing product, which in Kilo terms provides a saving of up to 10kgs.

THE INDUSTRY STANDARD IN OVER
60 COUNTRIES WORLD WIDE
PROVEN IN ALL CONDITIONS

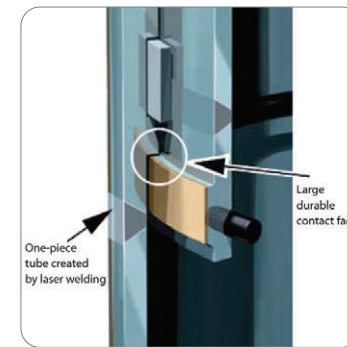


BENEFITS



LIGHTER INCREASED PAYLOADS

The world's lightest tipping cylinder - providing increased payloads per tip. Perfect weight reductions for NZ conditions.



FASTER FASTER TIPPING SPEEDS

One piece tube construction with large contact faces allow the Edbro cylinder to operate at higher speeds than any other cylinder on the NZ market.



STRONGER INCREASED LIFT & SIDE LOAD CAPACITY

Advanced design and production engineering techniques, including laser welding, provide increased lift capacity and side load resistance. Base tube head section increased by as much as 53%. Edbro's one piece forging trunnion area Increases fatigue life compared to MIG welded designs.

FEATURES

A step closer to true 'fit & forget' cylinders.



Double lip wiper seal ensures efficient lubrication of each tube and prevents contamination of the cylinder.

Unique 5 points sealing system reduces friction for years of smooth, trouble-free operation.

Wear rings made from non-metallic, acetal material provide low friction and long service life.

One-piece tubs with large stop contact faces provide optimum durability for long life and reduced maintenance.

1. Friction welded tube assembly increases strength and fatigue life.
2. Brass slider reduces risk of scoring and damage due to side load.
3. Unique clip and seal arrangement provides long life and ensures easy servicing.



CONTACT GOUGH TRANSPecs TO FIND OUT MORE ABOUT OUR HYDRAULIC PRODUCTIVITY SOLUTIONS



Edbro

EXPERTISE, DEVELOPED OVER NEARLY 100 YEARS OF INNOVATION DELIVERS OPERATORS INDUSTRY-LEADING TIPPING PRODUCTIVITY & PROFITABILITY.

Since developing the first hydraulic hoist in 1916, Edbro has maintained its technological supremacy by continuous research and development. Laser welding is the most recent advance in manufacturing to be employed by Edbro. The Edbro range of cylinders is the lightest and most durable range of telescopic cylinders in the world, providing a true 'fit and forget' solution to tipping applications.

Edbro have extensive experience in the design and manufacture of cylinders, the CS series has a wide selection of mounting options. Using the same basic cylinder technology Edbro also offers a range of combined cylinders and tanks: the CX range. The CX offers a neat and lightweight solution for rigid chassis. Edbro also offer a range of underbody cylinders.

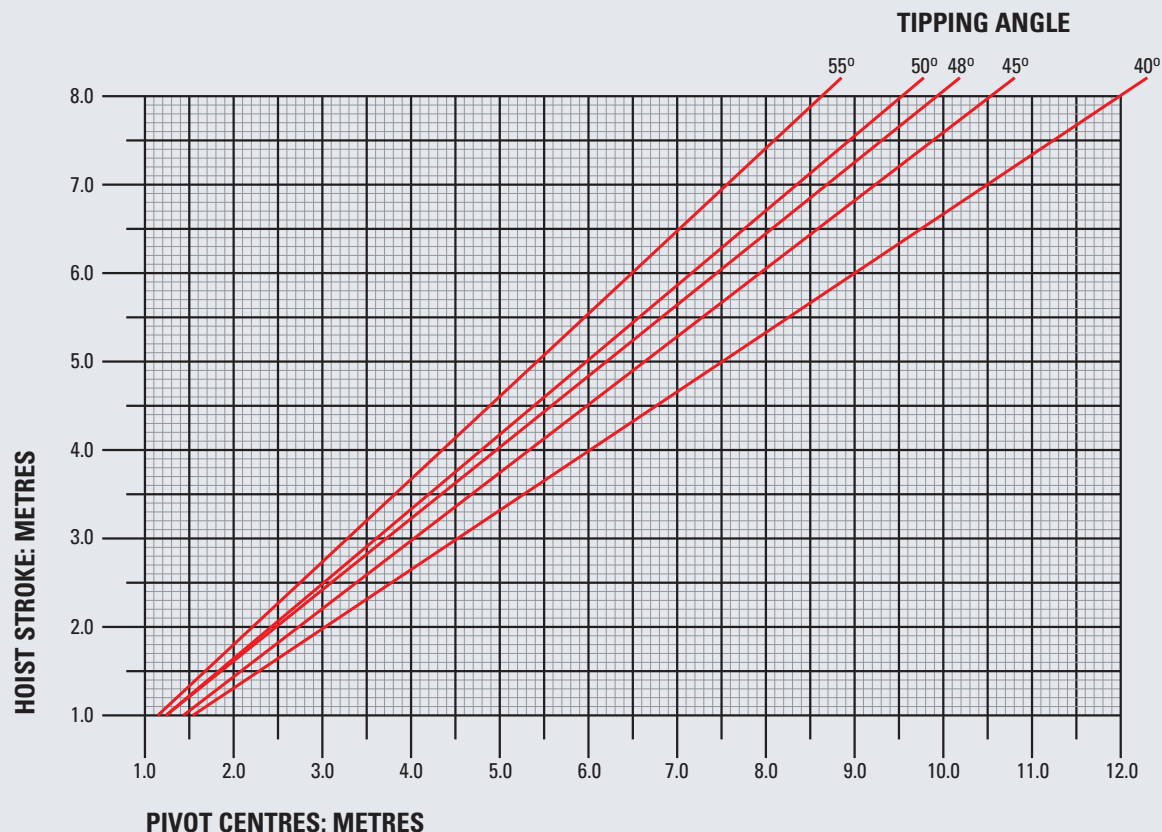
Extensive on-line quality control systems are employed throughout the manufacturing process to ensure a 'fit and forget' cylinder is produced every time.

Gough Transpecs has proudly been New Zealand representative for EDBRO over many years.

GOUGH Transpecs



HOIST STROKE SELECTION GUIDE



The above chart is for guidance only in the quick selection of hoist strokes. It assumes that the hoist is vertical with the body and hoist pivots being on the same plane. If a more accurate calculation is required, please do not hesitate to contact Gough Transpecs.

"QUICK CALCULATION TIPPER GUIDE"

To calculate tipping angle -

$$\frac{\text{Hoist Stroke}}{\text{Pivot Centres}} \times 59 = \text{Tip Angle}$$

Example:

$$\frac{3450}{4100} \times 59 = 49.6^\circ$$

To calculate hoist stroke -

$$\text{Hoist Stroke} = \text{Pivot Centres} \times 0.76$$

GIVES A 45° ANGLE TIP

$$\text{Hoist Stroke} = \text{Pivot Centres} \times 0.80$$

GIVES A 47.5° ANGLE TIP

$$\text{Hoist Stroke} = \text{Pivot Centres} \times 0.84$$

GIVES A 50° ANGLE TIP

To calculate pivot centres -

$$\text{Pivot Centres} = \text{Hoist Stroke} \times 1.32$$

FOR 45° TIP ANGLE

$$\text{Pivot Centres} = \text{Hoist Stroke} \times 1.25$$

FOR 47.5° TIP ANGLE

$$\text{Pivot Centres} = \text{Hoist Stroke} \times 1.19$$

FOR 50° TIP ANGLE

Helpful conversions -

1 PSI	=	0.006897 Megapascal
1 US Gallon	=	3.79 Litres
1 Bar	=	14.50PSI
1 Bar	=	.1Mpa
1 Horsepower	=	0.745700 Kilowatts

**FIND OUT MORE ABOUT OUR
HYDRAULIC PRODUCTIVITY SOLUTIONS ...**

TOLLFREE: 0800 875 669 | TRANSPECS.CO.NZ

GOUGH TRANSPECS A MEMBER OF **GOUGH GROUP** OUR COMMITMENT - YOUR SUCCESS

Edbro

GOUGH *Transpecs*