

# TailGUARD™

## FOR GARBAGE VEHICLES

REAR BLIND SPOT DETECTION SYSTEM WITH ACTIVE BRAKING



**WABCO**

# INCREASED SAFETY WHEN REVERSING

## WORKING TOWARDS ZERO ACCIDENTS

Reversing is one of the most dangerous truck operating procedures, as the rear end of the vehicle is one of the three main areas of blind spots. More than 13% of all fatal accidents in town involving commercial vehicles occur during reversing or turning.\*

TailGUARD helps to reduce risks during reversing by detecting small, large, static and moving objects when in the blind spot behind the vehicle. It also automatically stops the vehicle at a safe distance. This system provides stress relief for drivers during reversing and helps them to avoid collision with pedestrians, gates, garbage bins, trees, cars or other objects behind the vehicle.



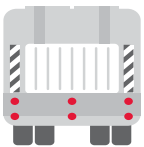










\* Source: Destatis

## WHY IS TAILGUARD DIFFERENT?

The combination of five features makes TailGUARD a unique solution:

- The connection of TailGUARD and braking technology provides unique functions: automatic stopping, forced slow down and distance programmability
- Comes with a cabin-mounted device for the driver indicating the distance
- System can be tailored to meet the needs of a wide variety of environments
- Complies with best-in-class automotive standard ISO 12155 for reversing systems for commercial road vehicles
- Ultrasonic sensor technology allows for object detection in conditions with poor visibility

Three recommended TailGUARD configurations to meet the needs of different environments and vehicle types.


	TailGUARD™	TailGUARDRoof™	TailGUARDMAX™
Typical logistic environment		Multiple and unknown loading bays with flat walls, different layouts and large objects, pallets, cars, metal and wood traffic poles	Height-limited locations: warehouses, docking gates, tree branches and roof constructions
		Locations with small and / or moving objects: supermarkets, retail area, villages, city distribution, narrow streets Compliant to ISO 12155	
● Represents position of sensors			
Number of sensors	3	5	6
Blind spot coverage area (view from top)			
Blind spot coverage area (view from side)			
Trailer Remote Control Display		Floor display / Roof display	
			
			
Sensitivity	Large moving objects are detected and displayed independently on Trailer Remote Control	Objects at ground and roof level are detected and displayed independently on the Trailer Remote Control	Small moving objects are detected and displayed independently on the Trailer Remote Control


Further applications are possible. Please check with your local WABCO sales representative.

# REDUCED REPAIR AND DOWNTIME


## HOW DOES IT WORK?


### SYSTEM ACTIVATION


 TailGUARD is automatically activated when the gearbox is shifted into reverse.

 The Trailer Remote Control is activated, and a warning signal sounds to indicate to the driver that the system is active.


### DRIVING IN REVERSE

 When TailGUARD detects an object within 3 meters behind the vehicle, Trailer Remote Control in the cabin shows the object distance and position with three bars of green, yellow or red colored blocks.

 TailGUARD warns the driver to slow down when reversing speed exceeds 9 km/hour by pulsing the vehicle brakes.

 As the vehicle gets closer to an object, the frequency of the reverse warning beep of the Trailer Remote Control increases.

### AUTOMATIC STOP

 TailGUARD stops the vehicle automatically at a programmable distance between 50cm and 200cm. The driver can then slowly reverse the last few centimeters, if needed.



## TRAILER REMOTE CONTROL



### EASY TO OPERATE REMOTE CONTROL

#### AREA 1: Reverse gear

The illuminated red triangles indicate the activation of the reverse gear.

#### AREA 2: Distance indicator

While reversing, the green, yellow and red blocks indicate the distance between the vehicle and objects in the blind spot behind. The 3 vertical bars of blocks indicate the location of the obstacle: left, middle or right.

#### AREA 3: Function buttons

The buttons allow the control of the volume and the deactivation of the TailGUARD system.

### INDICATES DISTANCE

The Trailer Remote Control displays the distance to objects behind the vehicle, when TailGUARD is activated.





## APPLICATION

FUNCTION / BRAKING SYSTEM	ABS (Anti-Lock-Braking System)	EBS (Electronic Braking System)
Visual warning via Trailer Remote Control	✓	✓
Active Braking	✓	x
Possibility to Retrofit	✓	✓

For ABS, the certification is available and can be requested from your WABCO sales representative. Active braking functionality requires separate TÜV-certification and the implementation of the Trailer Remote Control.



## QUALITY ASSURED

Every WABCO part is made of high-grade materials and is rigorously tested by WABCO before leaving our hands. Each is a product of WABCO's 150 year history of innovation and design excellence. There is also an added assurance that the quality of every WABCO part is reinforced by a powerful global customer service network.



## WABCO

**WABCO** (NYSE: WBC) is a leading global supplier of technologies and control systems for the safety and efficiency of commercial vehicles. Founded nearly 150 years ago, WABCO continues to pioneer breakthrough electronic, mechanical and mechatronic technologies for braking, stability and transmission automation systems supplied to the world's leading commercial truck, bus and trailer manufacturers. With sales of \$2.7 billion in 2013, WABCO is headquartered in Brussels, Belgium. For more information, visit:

[www.wabco-auto.com](http://www.wabco-auto.com)

**WABCO**