

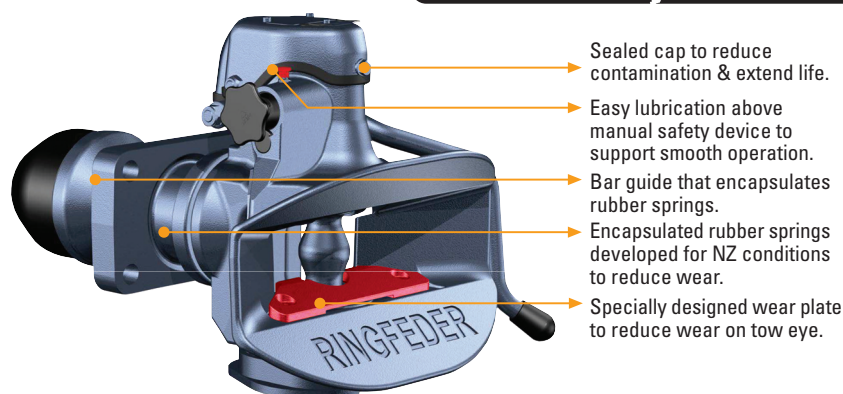
RINGFEDER 5050-B-NZ: OPTIMISED FOR NEW ZEALAND CONDITIONS

Not all couplings are created equal! RINGFEDER 5050-B-NZ is specifically designed for the New Zealand market.

Parallel imported Ringfeder couplings do not have these NZ features designed to enhance durability and performance & save costs in our demanding local conditions.

Ask for it by name - RINGFEDER 5050-B-NZ

EXCLUSIVE
AUTHORISED AGENTS
FOR RINGFEDER
IN NEW ZEALAND



Sealed cap to reduce contamination & extend life.

Easy lubrication above manual safety device to support smooth operation.

Bar guide that encapsulates rubber springs.

Encapsulated rubber springs developed for NZ conditions to reduce wear.


Specially designed wear plate to reduce wear on tow eye.

THE RINGFEDER NZ COUPLING FAMILY

5050-B-NZ

For Heavy Duty transport with 50mm drawbar eye. Manufactured specifically for NZ conditions.

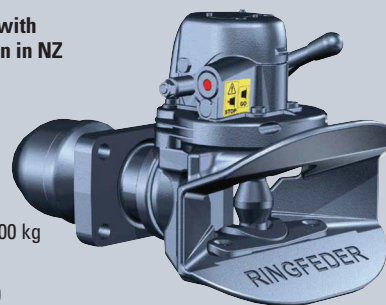
D-Value: 200 kN
Dc-Value: 135 kN
V-Value: 75/63 kN
Adm. Supporting Load: 1000 / 2000 kg
Flange Size: 160 x 100
Repair Kit: 14 99 1632



5055NZ

For Heavy Duty transport with 50mm drawbar eye. Proven in NZ conditions.


D-Value: 200 kN
Dc-Value: 135 kN
V-Value: 75/63 kN
Adm. Supporting Load: 1000 / 2000 kg
Flange Size: 160 x 100
Repair Kit: 14 99 1237



2020G

For Light Commercial applications with 40mm drawbar eye. Proven in NZ conditions.

D-Value: 30 kN
Dc-Value: 30 kN
V-Value: 18 kg
Adm. Supporting Load: 350 kg
Flange Size: 23 x 56



4040G150B

For Heavy Duty transport with 40mm drawbar eye. Proven in NZ conditions.

D-Value: 137 kN
Dc-Value: 92 kN
V-Value: 40 kg
Adm. Supporting Load: 1000 kg
Flange Size: 160 x 100
Repair Kit: 14 99 1328

